

**DAV PUBLIC SCHOOL, SRESHTHA VIHAR, DELHI**

**HOLIDAYS' HOMEWORK FOR CLASS V**



Dear Student

The much awaited summer vacation is here again. Yes, it's a break from studies, early mornings and tests. It's also the time for fun, watching television, visiting new places and meeting your near and dear ones.

Remember, most importantly, it is the time to inculcate good reading habits. So read plenty of books and newspaper on a regular basis. Work on vocabulary enhancement. Pick up new hobbies. Watch informative programmes on National Geographic and Animal Planet. Work on building up your strengths. Don't forget to lend a helping hand at home.

We took the liberty of planning for you some fun activities to make your holiday break more meaningful and amusing. This year we have made the integral approach to enrich your knowledge with the theme of Rivers.



A river is a natural stream of water flowing in a definite course or channel to an ocean, sea, lake, or another river. Ancient Indian civilization and its greatest cities like Mohenjo-daro and Harappa emerged and nurtured on banks of rivers. Rivers are important because they are holy, sacred, fun, carry water and nutrients to areas all around earth, play important role in water cycle, farming, transport, trade, commerce, a great habitat for flora and fauna, provide fresh drinking water, are important source of food, energy, reduce toxic run-off, pollution. Last of all our Indian rivers have produced

great poets, saints and philosophers and it's our duty to save nation's lifeblood which is facing an alarming crisis. We require your support to make our mother earth safe for us.


- Parents are requested to encourage their ward to do the homework independently.
- They can help the child if he/she needs help.
- Creativity and originality of the work will be appreciated.

NOTE: All the thematic tasks (Project – Rivers Of India) are to be done in one Project File.

Have a fun filled vacation!!

### **SOCIAL STUDIES**

WE ARE WHO WE ARE BECAUSE OF OUR RIVERS:-



WHAT CAN BE DONE TO BREATHE LIFE BACK INTO RIVERS BEFORE THEY LEAVE US HIGH AND DRY:-

1) Look at the poster shown above. Choose any one Indian river of your choice, make innovative, colourful poster showing its deteriorating condition and the required steps to improve the same. Take help from the example.

Explain problems and solutions of our drying Indian rivers.



2) Show a colourful journey of a river from source to mouth in pictorial form.

3) Revise chapters 1 to 3.

4) Read all the chapters of "We and Our World" - underline the new words and write their meaning in book only.

## ENGLISH

- Write a paragraph on the topic - India's rivers, the nation's lifeblood, are facing an alarming crisis.
- Read any two story books on Rivers. For examples -



- Pick out 5 new words from each book and write their meaning taking the help from dictionary
- Write any one incident which touched your soul.
- Read all the chapters of My English Reader. Underline the new words. Also write their meanings in the Textbook.
- Learn all the poems of My English Reader.
- Do one page of handwriting practice in English Reader notebook. Write one of the given quotes, daily.

- ✚ Without water, everything withers.
- ✚ Sweet water is a blessing from God.
- ✚ Boundaries don't protect rivers, people do.
- ✚ Don't push the river-it flows by itself.
- ✚ A man of wisdom delights in water.
- ✚ If there is magic on this planet, it is contained in water.
- ✚ Water is God's gift to living souls.
- ✚ Filthy water cannot be washed.
- ✚ Be like a river. Be open. Flow.
- ✚ A good river is nature's life work in song

- Learn the worksheet on Forms of Verbs.
- Revise Writing Skills – Leave Application and Notice Writing.

## हिन्दी

1. अगर नदी अपने बारे में स्वयं बताती तो वह कैसे अपना वर्णन करती?

“मैं नदी हूँ। मेरे जीवन का सफर अनोखा है। मेरी शुरुआत .....

- अब आप आगे बताइए। (कम से कम 80 – 100 शब्दों में)

2. 'मैं नदी हूँ' पर एक कविता लिखिए।

3. कुछ ज्ञानवर्धक कहानियाँ पढ़िए तथा किन्हीं पाँच कहानियों पर नीचे दिए गए बिंदुओं पर कार्य कीजिए। (व्याकरण की कॉपी में )

- विशेषण शब्द लिखिए। (कम से कम 30 )

- मुहावरों की अर्थ सहित सूची बनाइए।
- शिक्षा लिखिए।

3. भाषा माधुरी के पाठ 4 से पाठ 15 तक पढ़िए तथा उन पाठों में से जो शब्द आपको कठिन लगते हैं, उन के अर्थ पुस्तक में ही लिखिए।

4. पाठ 4— 'पेड़', पाठ 6— 'नदी यहाँ पर' और पाठ 10— 'ये बात समझ में आई नहीं' कविताएँ याद कीजिए।

5. दी गई प्रत्येक पंक्ति पर एक पेज सुलेख लिखिए। (भाषा माधुरी की कॉपी में)

- जल है तो कल है।
- न बहने दो पानी को, पहचानो इस का मोल।
- बिना पानी सब सून, जल ही जीवन है।
- जल संरक्षण से ही बचेगा जीवन।
- पानी की हर बूँद बचाओ।
- जल से है जीवन, जल से है नदियाँ।
- नदियों को सूखने से बचाएँ, आस-पास वृक्ष-पौधे लगाएँ।
- खतरे में है नदी की स्वच्छता, फेंका जाता है कूड़ा-कचरा।
- नदियाँ हैं गुणों से युक्त, मिलकर करें इन्हें प्रदूषण मुक्त।
- नदियों में घटता जल स्तर, भविष्य का है कहर।

### MATHS

1. Write lengths of any five rivers of India.

- Write their lengths in ascending order.
- Write number names of lengths of all rivers in Indian numeration.
- Add lengths of any two rivers and write their sum in International System of numeration.
- Write expanded form of length of the shortest river.
- Subtract length of the shortest river from the length of longest river.

2. Draw a neat place value chart and arrange all the lengths in it.

3. Code is a way of writing a message in secret. Each letter is replaced by a number.

A-1 B-2 C-3 D-4 E-5 F-6 G-7.....Z-26. So if you want to write- I am a good student. You will write the message as: 8 1 13 8 7 15 15 4 19 20 21 4 5 14 20

Now write 5 secret messages for your family and find out your hidden messages in notebook

### SCIENCE

1. Sit with your parents and grandparents, talk about the changing scenario of the river they have seen or visited, from their time to the present time. Make a report of it based on the causes and effects of the same.

Guidelines for making the report:-

- a) Name of the person and his/her age.
- b) Name of the river.

- c) Situation of the river during their childhood.
  - d) The games/ activities parents and grandparents enjoyed with river water that you are missing.
  - d) Present situation of the river.
  - e) Reasons/ causes of this changed scenario.
  - f) Action plan taken by the Government/NGO's/ school's participation and your contribution in improvement of the same.
  - g) Pasting articles/ photos/awareness posters from magazines or newspapers.
  - h) Role of media.
  - i) Pictorial presentation of river in the past and present time.
2. Make a comic strip on the process of Photosynthesis.
  3. Read all the chapters of MY LIVING WORLD, underline the new words & write their meanings in the book itself.

### **COMPUTERS**

Every beginner can be an expert by exploring and self learning. The statement goes just perfect when it comes to technology. So kids here is your chance to show your expertise by exploring a wonderful Story making software PHOTO STORY. Download, practice and make a Photo Story on any Moral story of your choice using five related pictures. Mail the .mwv file at [renumittal@davsreshtha.com](mailto:renumittal@davsreshtha.com).

### **SANSKRIT**

- भारत की किन्हीं दस नदियों के संस्कृत में नाम लिखकर उन नदियों के नामों से वर्ग पहेली बनाएं। तथा वर्ग पहेली में दी गयी कौन सी नदी किस प्रदेश में है उनका नाम लिखिए।
- पाठ 1 और 2 में चित्रों के साथ दिए गए नामों को संस्कृत में याद कीजिए।

### **नैतिक शिक्षा**

- प्रार्थना उपासना के आठों मंत्र याद कीजिए।
- हम भारत की नदियों को किस प्रकार स्वच्छ रख सकते हैं,अपने विचारों द्वारा लोगों को जागरूक कीजिए।
- सभी के साथ अपने विचार प्रस्तुत करते हुये फोटो खींचिए और उसका प्रिंटआउट लेके स्कूल में जमा कीजिए।

### **Note**

- **Submission of homework on 04/07/18**
- **Download the quiz bank from the school website and prepare for class quiz after the vacations**